

61055 SILICON PHOTOTRANSISTOR "PILL PACK"



08/12/2009

Features:

- Hermetically sealed
- High sensitivity
- Small package
- Suitable for high-density PC Board mounting

Applications:

- Incremental Encoding
- Reflective Sensors
- Position Sensors
- Level Sensors

DESCRIPTION

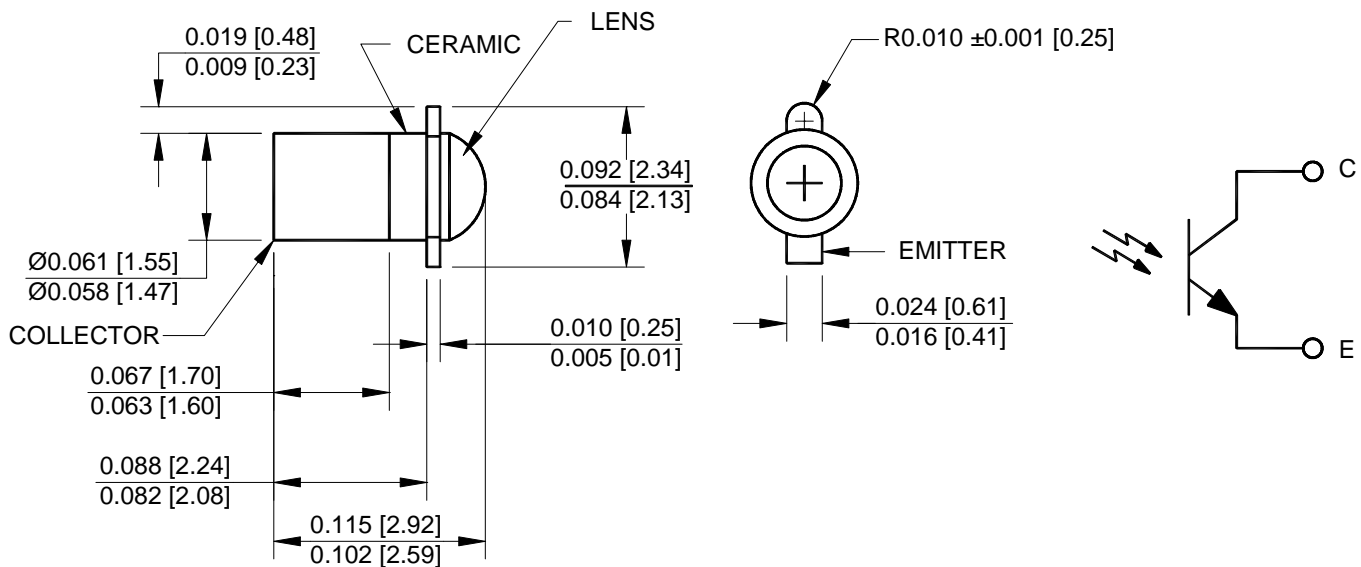
The **61055** is an N-P-N Planar Silicon Transistor in a package designed to be mounted in a double-clad printed circuit board. It is available in a range of sensitivities and is lensed for minimum response to stray light. High sensitivity, low dark current leakage, and low saturation voltage make this device ideal for interfacing with TTL circuits. Available custom binned to customer specifications or screened to MIL-PRF-19500.

ABSOLUTE MAXIMUM RATINGS

Storage Temperature.....	-65°C to +150°C
Operating Temperature	-55°C to +125°C
Collector-Emitter Voltage.....	50 V
Emitter-Collector Voltage.....	7 V
Power Dissipation (Derate at the rate of 0.5 mW/°C above 25°C).....	50 mW
Soldering Temperature (10 seconds)	240°C

Package Dimensions

Schematic Diagram



ALL DIMENSIONS ARE IN INCHES [MILLIMETERS]

ELECTRICAL CHARACTERISTICS $T_A = 25^\circ\text{C}$ unless otherwise specified.

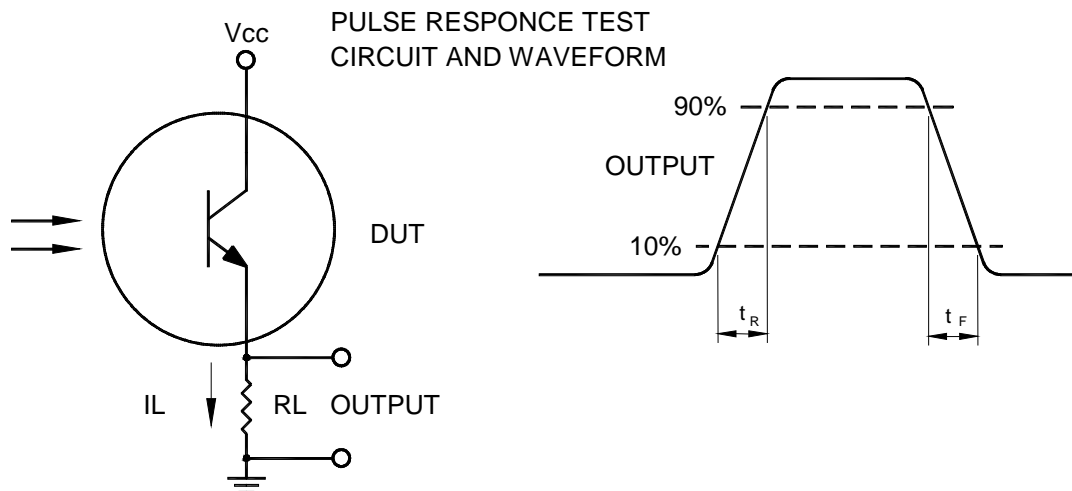
PARAMETER	SYMBOL	MIN	TYP	MAX	UNITS	TEST CONDITIONS	NOTE
Light Current	61055-X01	0.5		3.0	mA	$V_{CE} = 5.0\text{ V}, H = 20\text{ mW/cm}^2$	1
	61055-X02	2.0		5.0			
	61055-X03	4.0		8.0			
	61055-X04	7.0		12.0			
	61055-X05	12.0		20.0			
	61055-X06	20.0		-			
61055-305	4.0		-				
Dark Current	61055-X0X	I_D		25	nA	$V_{CE} = 30\text{ V}, H = 0$	1
Collector-Emitter Breakdown Voltage	61055-X0X	BV_{CEO}	50		V	$I_C = 100\text{ }\mu\text{A}$	
Emitter-Collector Breakdown Voltage	61055-X0X	BV_{ECO}	7		V	$I_E = 100\text{ }\mu\text{A}$	
Light Current Rise Time, Fall Time	61055-X0X	t_r, t_f		20.0	μsec	$R_L = 1\text{ K}\Omega, V_{CC} = 30\text{ V}, I_L = 1.0\text{ mA}$	
Saturation Voltage	61055-X0X	$V_{CE(sat)}$		0.3	V	$I_C = 0.4\text{ mA}, H = 20\text{ mW/cm}^2$	
Angular Response	61055-X0X	θ		24	degrees	$R_L = 1\text{ K}\Omega, V_{CC} = 5\text{ V}, I_L = 1.0\text{ mA}$	2

NOTES:

1. Irradiance in mW/cm^2 from a tungsten source at a color temperature of 2870°K .
2. The angle between incidence for peak response and incidence for 50% of peak response.

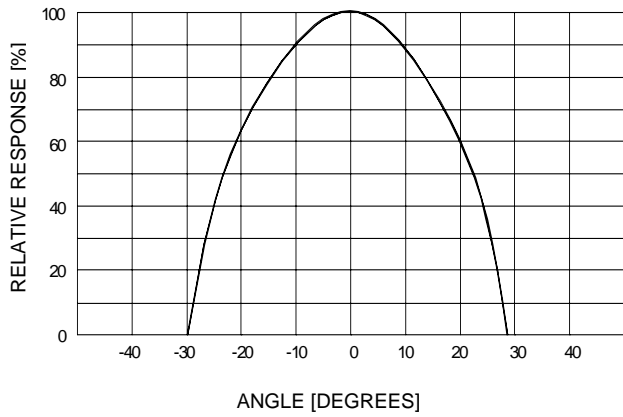
SELECTION GUIDE

PART NUMBER	PART DESCRIPTION	I_L Range
61055-001	Commercial	0.5 to 3 mA
66155-101	Screened to JANTX level	0.5 to 3 mA
61055-002	Commercial	2 to 5 mA
61055-102	Screened to JANTX level	2 to 5 mA
61055-003	Commercial	4 to 8 mA
61055-103	Screened to JANTX level	4 to 8 mA
61055-004	Commercial	7 to 12 mA
61055-104	Screened to JANTX level	7 to 12 mA
61055-005	Commercial	12 to 20 mA
61055-105	Screened to JANTX level	12 to 20 mA
61055-006	Commercial	20 mA min
61055-106	Screened to JANTX level	20 mA min
61055-305	Screened to JANS level	4 mA min

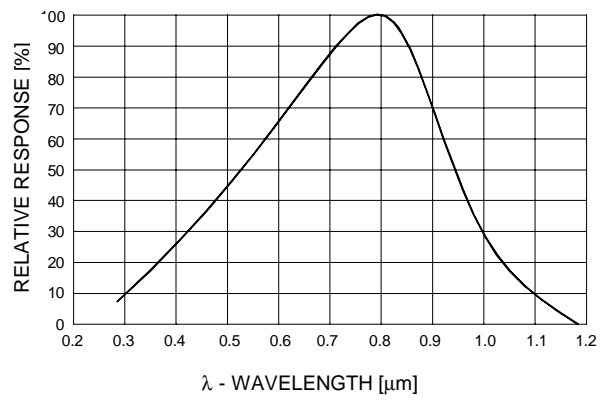


TYPICAL CHARACTERISTICS

ANGULAR RESPONSE



RELATIVE SPECTRAL RESPONSE



NORMALIZED LIGHT CURRENT versus TEMPERATURE

