

62098

**TRI-COLOR HERMETIC LED INDICATORS
TO-46 AND PANEL MOUNT**



10/30/03

Features:

- Hermetically sealed
- Selectable colors (Red, Yellow, Green)
- Panel Mount versions with wire wrappable leads
- Designed for Hi-Reliability applications

Applications:

- P.C. Board Fault Indicator
- Logic Status Indicator
- Data Display
- Power supply on/off indicator
- Set Point Indicator

DESCRIPTION

The **62098** series indicators are hermetically sealed in TO-46 packages with a diffused dome lens which provides improved viewability in bright sunlight. The RED and YELLOW indicators utilize a high efficiency GaAsP on GaP LED, while the GREEN indicator utilizes a GaP on GaP LED. Panel mount versions with wire wrap leads are available including necessary mounting hardware. All versions available as commercial, military temperature or screened levels.

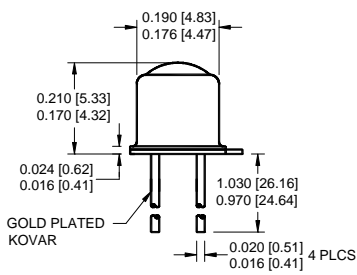
ABSOLUTE MAXIMUM RATINGS

Reverse Voltage	5Vdc
Packaged Power Dissipation (Note 1).....	120mW
Forward Current-Continuous	35mA
Maximum Insertion Torque (Panel mount version)	25in•lbs
Storage Temperature	-65°C to +100°C
Operating Temperature.....	-55°C to +100°C
Lead Soldering Temperature (10 seconds, 1/16" from case)	260°C

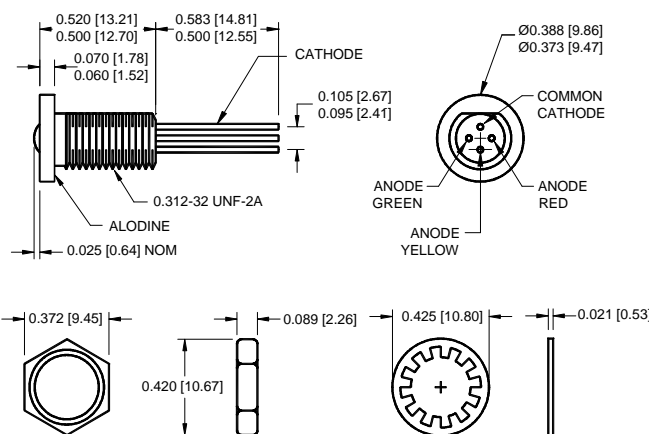
Notes:

1. Derate linearly at the rate of 1.6 mW/°C above 25°C.

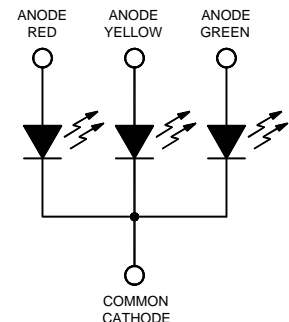
Indicator Dimensions



Panel Mount Dimensions



Schematic Diagram



ALL DIMENSIONS ARE IN INCHES [MILLIMETERS]

NOTES:

1. ALL EXTERNAL METAL SURFACES OF THE PACKAGE ARE BLACK ANODIZED EXCEPT FOR THE ALODINE AREA OF THE FLANGE AND THE GOLD-PLATED LEADS.
2. MOUNTING HARDWARE WHICH INCLUDES ONE LOCK WASHER AND ONE HEX NUT IS INCLUDED WITH EACH PANEL MOUNTABLE HERMETIC SOLID STATE LAMP.

62098

TRI-COLOR HERMETIC LED INDICATORS TO-46 AND PANEL MOUNT

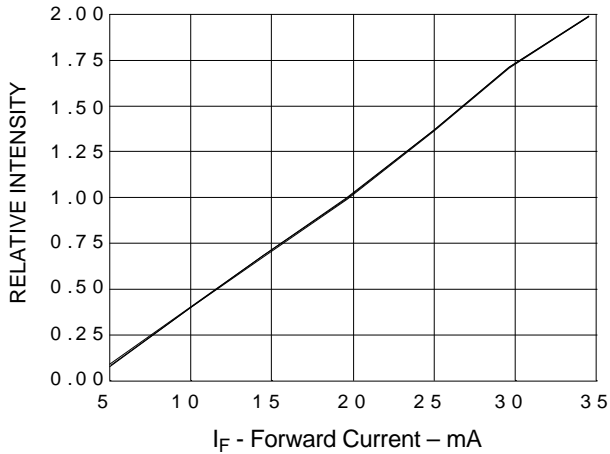
10/30/03

ELECTRICAL CHARACTERISTICS

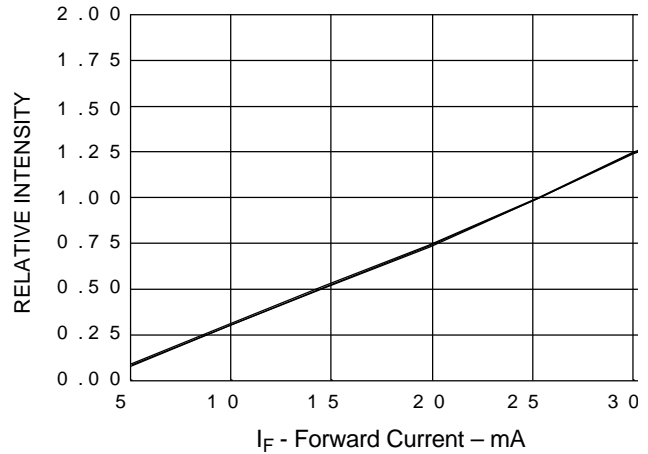
T_A = 25°C unless otherwise specified

PART NUMBER	COLOR	TEST CONDITION	PARAMETER LIMITS					
			PEAKλ	I _{V1θ=0°}	I _{V2θ=30°}	V _F	C	I _R
			TYP.	MIN.	MIN.	MAX.	MAX.	MAX.
62098	RED	I _F = 20 mA	635	3 mcd	1.5 mcd.	3V	100 pF	
62098	YELLOW	I _F = 20 mA	585	3 mcd	1.5 mcd.	3V	100 pF	
62098	GREEN	I _F = 25 mA	570	3 mcd	1.5 mcd.	3V	100 pF	
62098	All	V _R = 3 V						1 mA

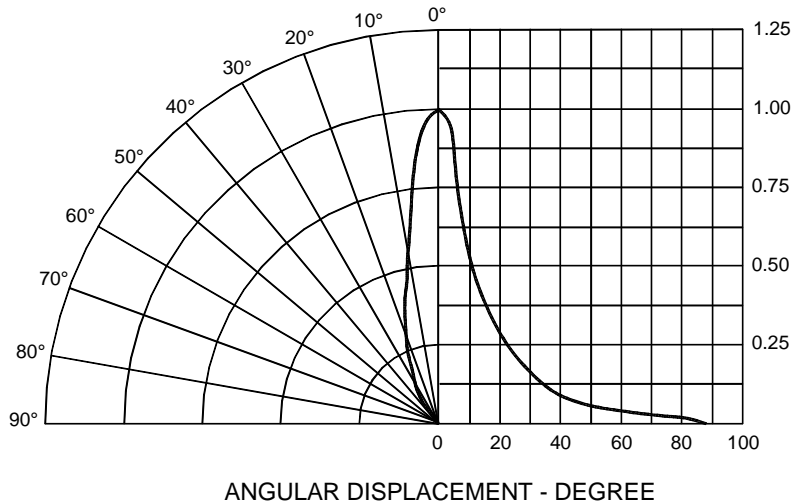
RED/YELLOW LED
Relative Luminous Intensity
vs.
Forward Current
(Normalized at 20 mA)



GREEN LED
Relative Luminous Intensity
vs.
Forward Current
(Normalized at 25 mA)



Relative Luminous Intensity vs. Angular Displacement



62098

10/30/03

TRI-COLOR HERMETIC LED INDICATORS TO-46 AND PANEL MOUNT**RECOMMENDED OPERATING CONDITIONS:**

PARAMETER	SYMBOL	MIN	MAX	UNITS
Forward Current	I_F		20	mA
Operating Temperature	T_A	-55	+100	°C

SELECTION GUIDE

PART NUMBER	PART DESCRIPTION
62098-001	TO-46, Screened
62098-002	TO-46, -55°C to +100°C
62098-003	TO-46 , Commercial
62098-011	Panel Mount , Screened
62098-012	Panel Mount , -55°C to +100°C
62098-013	Panel Mount , Commercial